



GUTMANN

Quick guide

Configuration of fixedlength
metal window sills part one

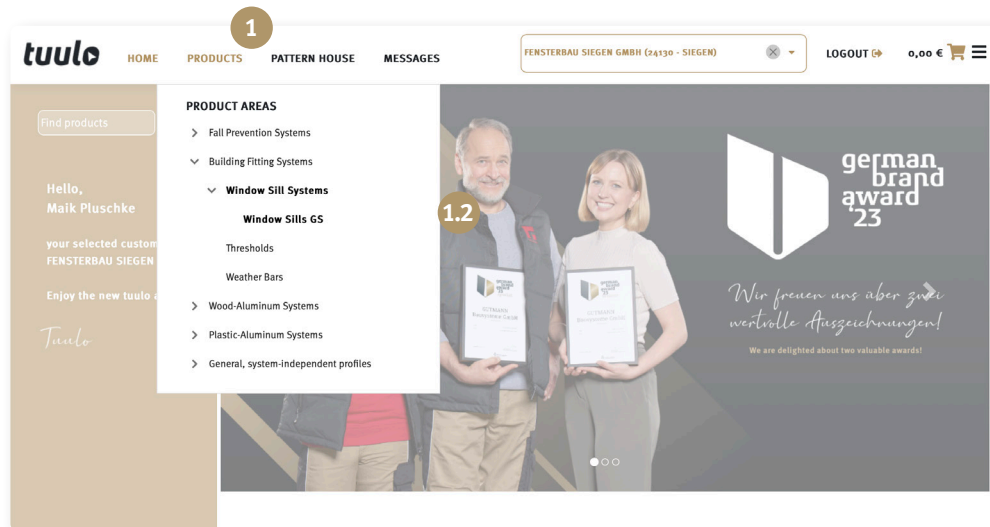
gutmann.de | tuulo.de

Inhalt

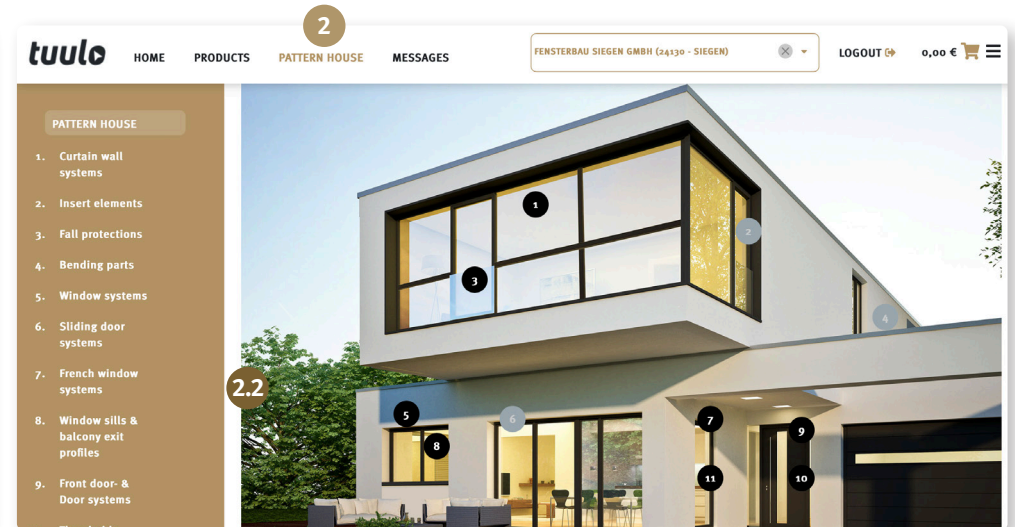
Retrieve product field	3
Select required window sill system.....	4
Window sill configurator default settings.....	4
Select configurator.....	5
Part 1. Fast entry table.....	6-8

Retrieve product field

Option 1: via Products



Option 2: via Show House



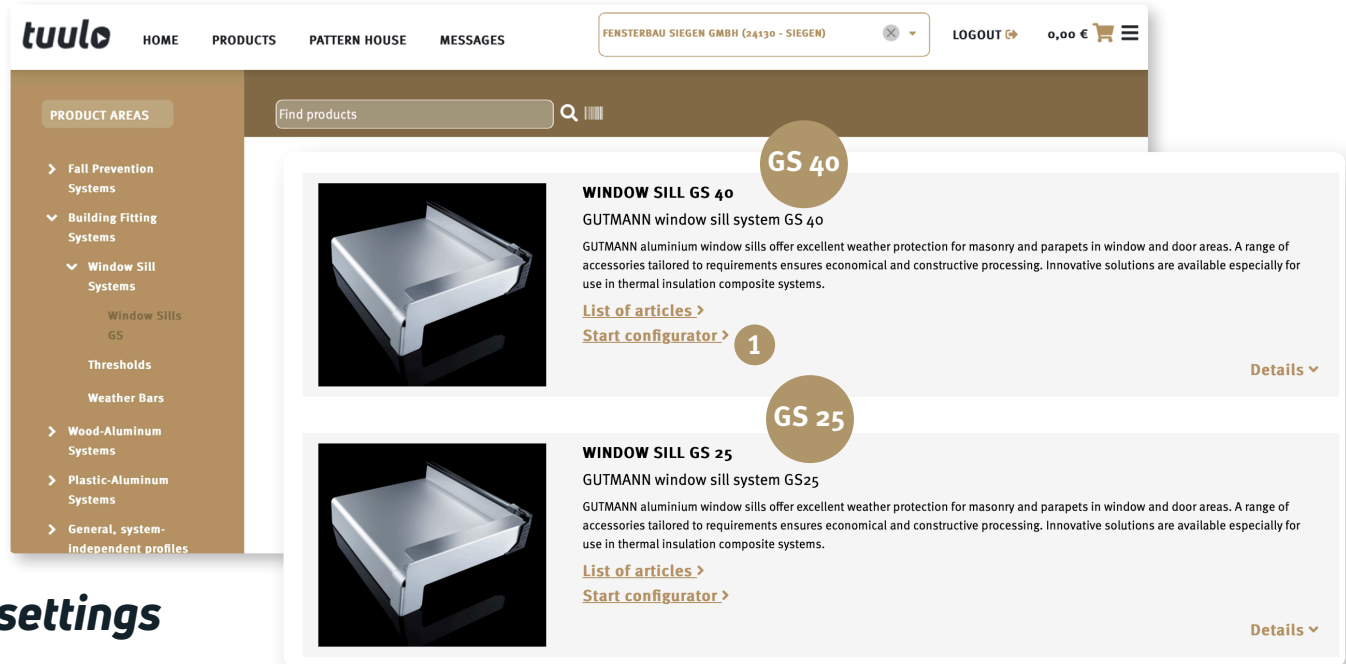
Select required window sill system

Select “GS40” or “GS25” and click on “Start configurator” 1.

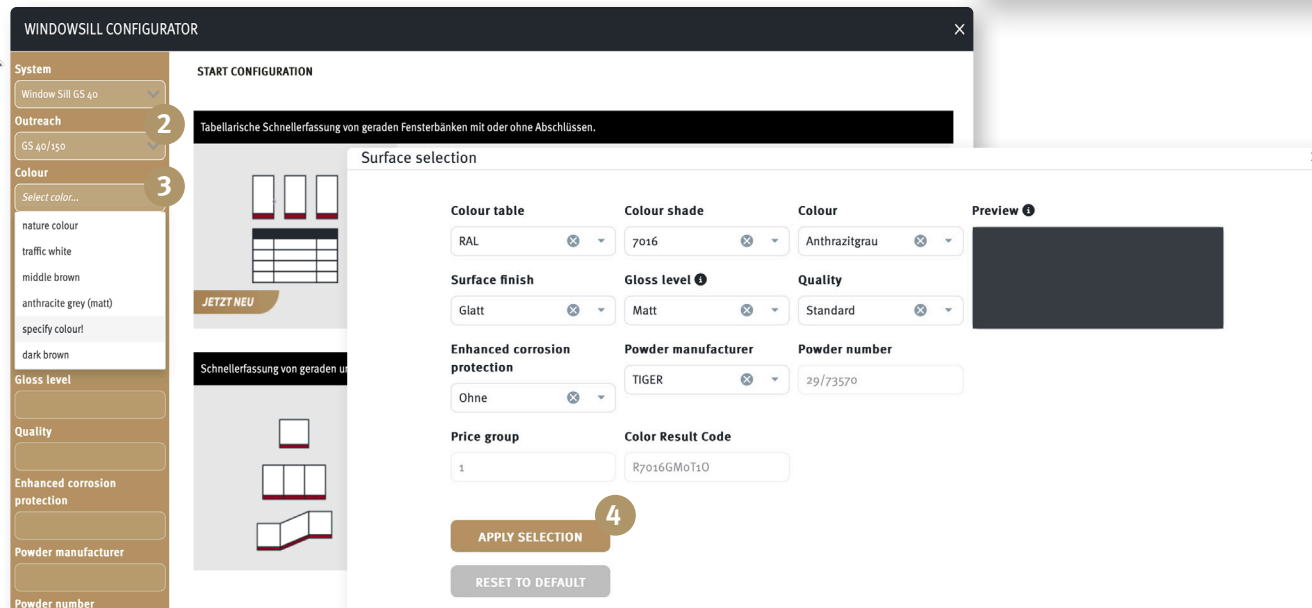
Select “Outreach” 2.
Chose between In-stock colours and Special Coating to specify “Colour” 3.

All possible parameters/ filters can be set.
After selecting desired colour, click on “Apply selection” 4.

System can be changed again if required.



Window sill configurator default settings




Select configurator

1. Option:

For multiple identical window sills indifferent lengths.

Tabellarische Schnellerfassung von geraden Fensterbänken mit oder ohne Abschlüssen.



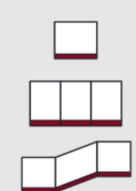
- inkl. erweitertes Zubehör wie: Antidröhn, Fensterbankhalter, etc.

JETZT NEU

2. Option:

Especially for segmented window sills or for inside and outside corners.

Schnellerfassung von geraden und segmentierten Fensterbänken mit erweitertem Funktionsumfang.

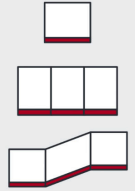


- bis zu 6 Teillängen erfassbar, inkl. Stoßverbindern oder Unterlegen
- Innen- und Außenecken mit 90° und 135° Winkeln erfassbar, inkl. erforderlicher Eckverbindungen
- inkl. erweitertes Zubehör wie Antidröhn, Fensterbankhalter, etc.

Option 1: Fast entry table

Click on “Start configurator” 1.
 Enter the total length of your chosen product and click on “Cutting angle LEFT/RIGHT” 2.
 Select required “Connection” 3 and chose required 4 connection or chose no connection.

Schnellerfassung von geraden und segmentierten Fensterbänken mit erweitertem Funktionsumfang:



- bis zu 6 Teillängen erfassbar, inkl. Stoßverbindern oder Unterlegern
- Innen- und Außenecken mit 90° und 135° Winkeln erfassbar, inkl. erforderlicher Eckverbindungen
- inkl. erweitertes Zubehör wie Antidröhn, Fensterbankhalter, etc.

START CONFIGURATOR 1

WINDOWSILL CONFIGURATOR

System: Window Sill GS 40

Outreach: GS 40/150

Colour: anthracite grey (matt)

Colour table: [empty]

Colour shade: [empty]

Surface finish: [empty]

Gloss level: [empty]

Quality: [empty]

Enhanced corrosion protection: [empty]

Powder manufacturer: [empty]

Position: Quantity 1 Piece Designation Test

Segment 1

Basic parameters: Total length 200 mm Partial lengths 1

Colour: anthracite grey (matt)

Colour table: [empty]

Colour shade: [empty]

Surface finish: [empty]

Gloss level: [empty]

Quality: [empty]

Segment 1

Basic parameters: Total length 200 mm Partial lengths 1

Cutting angle LEFT 2

Angle: Straight 90° Left

Select connection 3

4

Aluminum end cap B 406 AL / 150mm left - Without expansion compensation

Sliding closure MF 400 / 150mm left -With seal set

Article GTIN / EAN:	4021036320784
Colour table:	RAL
Colour designation:	anthracite grey (matt)
Colour code:	RAL 7016
Total quantity:	25.0 piece
Unit of quantity (ME):	25 piece
Unit of sales (VKE):	1 ME

Article GTIN / EAN:	4021036340492
Colour table:	RAL
Colour designation:	anthracite grey (matt)
Colour code:	RAL 7016
Total quantity:	20.0 piece
Unit of quantity (ME):	20 piece
Unit of sales (VKE):	1 ME

Total length is always the length of the screw side bar including any connectors or closures!
 If no connectors or closures are entered, the total length is the actual cutting length!

WINDOWSILL CONFIGURATOR

GS 40/150

Colour

anthracite grey (matt)

Colour table

Colour shade

Surface finish

Gloss level

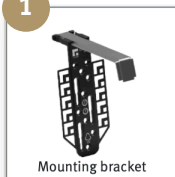
Quality

Enhanced corrosion protection

Powder manufacturer


Further accessories or service

1



Mounting bracket

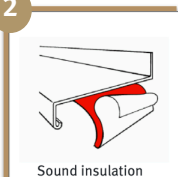
Without
 Yes



Drainage

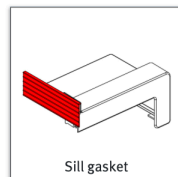
Without
 Yes

2



Sound insulation

Without
 Yes

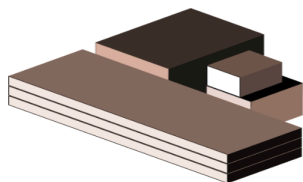


Sill gasket

Without
 Yes

STANDARD

Article packed separately by type

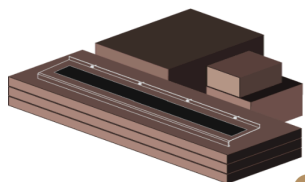


i

Surcharge (Per piece) + 0,00 €

STANDARD PLUS

Item packed separately according to type, incl. noise insulation glued on

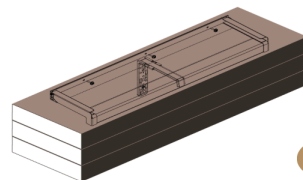


i

Surcharge (Per piece) + 0,40 €

PREMIUM

Article packed in positions Accessories as far as technically feasible - pre-assembled



i

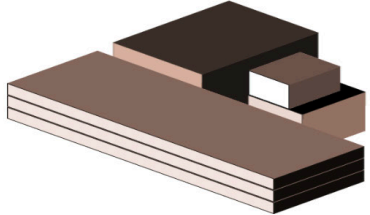
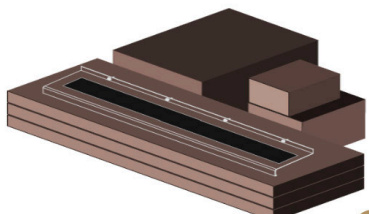
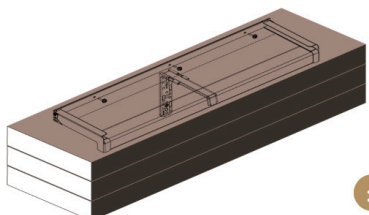
Surcharge (Per piece) + 16,80 €

Select appropriate accessories by clicking **1** “Yes”.

2 If the “Yes” option is selected for Sound isolation, packaging type “Standard Plus” can be selected and can **only be selected** when sound isolation has been ordered.

Sound isolation is then applied to the window sills with adhesive.

Select **3** “Packaging type”, default setting is Standard.

STANDARD	STANDARD PLUS	PREMIUM
<p>Article packed separately by type</p>  <p><i>i</i></p>	<p>Item packed separately according to type, incl. noise insulation glued on</p>  <p><i>i</i></p>	<p>Article packed in positions Accessories as far as technically feasible - pre-assembled</p>  <p><i>i</i></p>
<p>Surcharge (Per piece) + 0,00 €</p>	<p>Surcharge (Per piece) + 0,40 €</p>	<p>Surcharge (Per piece) + 16,80 €</p>
<p>1 Edit segment configuration</p>	<p>2 Add another position by copy and edit mechanism</p>	<p>3 Close configuration & go to basket</p>

If you need to change something, you can go back to the table here **1** “Edit”.

Window sills with GS25 finished. Do you still need GS 40? Then **2** “Add another position”.

Everything entered/ selected correctly and order complete? Click on **3** “Close configuration & go to basket”.

Anyone who would like to know how the quick of straight and segmented window sills with an extended range of functions, take a look at the brochure „Configuring metal window sill - fixed lengths part 2“.





GUTMANN

GUTMANN Bausysteme GmbH
Nürnberger Straße 57
D - 91781 Weißenburg
T +49 (9141) 995 11 36
F +49 (9141) 995 11 37

info@gutmann.de
www.gutmann-bausysteme.de

tuulo@gutmann.de
www.tuulo.de